




District Health Assessment for Multiple District 201 through February 2025

		Clubs							Membership							Member Strength		Cancellation		Reports			Finance	Leadership			
District Name	Status/ Number of Months in Status *	Active Clubs	Clubs in Status Quo	Total Clubs	% Status Quo Clubs in Financial Suspension	New Clubs	Cancelled Clubs	YTD Net Club Gain/Loss	Current Members In Active Clubs	Current Members In Status Quo Clubs	Current Total Members Count	YTD Add	YTD Drop	YTD NetGrowth (includes Active and Status Quo)	YTD NetGrowth% (includes Active and Status Quo)	Member Count 12 Months Ago	Average Member Count Per Club	% of Clubs with less than 20 members	Average Cancelled Club Age	Members Lost Due to Cancelled Clubs	% of Clubs Reporting Service	% No MMR in 3 Months	% No Officer Report in 12 months	% of Clubs with balance 90+ days	Number of Zone Chairs Recorded	Number of Region Chairs Recorded	District Officers Vacancies **
201N1	T(14)	61	0	61	0%	0	1	-1	1204	0	1204	94	92	2	0.17%	0	20	57%	50	0	52%	46%	10%	0%	14	0	2nd VDG
201N2		62	0	62	0%	1	4	-3	1303	0	1303	103	120	-17	-1.29%	0	21	55%	39	7	69%	45%	0%	11%	11	0	GMT
201N3	T(24)	54	0	54	0%	0	0	0	1066	0	1066	99	79	20	1.91%	0	20	54%	0	0	78%	33%	0%	0%	10	0	
201N4	T(24)	43	0	43	0%	0	2	-2	789	0	789	42	59	-17	-2.11%	0	18	72%	58	0	44%	49%	0%	0%	16	0	
201N5		83	0	83	0%	1	0	1	1864	0	1864	239	322	-83	-4.26%	0	22	54%	0	0	94%	43%	0%	4%	14	4	
201Q1		67	0	67	0%	0	1	-1	1365	0	1365	98	125	-27	-1.94%	0	20	60%	9	0	99%	42%	1%	1%	26	0	
201Q2	T(24)	63	0	63	0%	0	0	0	1029	0	1029	87	88	-1	-0.10%	0	16	68%	0	0	59%	59%	6%	5%	14	0	
201Q3		64	1	65	0%	0	1	-1	1424	0	1424	108	93	15	1.06%	0	22	52%	5	0	83%	34%	0%	0%	20	0	
201Q4	T(24)	59	0	59	0%	0	1	-1	951	0	951	62	78	-16	-1.65%	0	16	75%	45	0	73%	63%	2%	0%	13	1	
201C1	T(24)	54	0	54	0%	1	0	1	1091	0	1091	122	84	38	3.61%	0	20	57%	0	0	56%	46%	0%	9%	8	0	
201C2		58	0	58	0%	0	1	-1	1395	0	1395	95	132	-37	-2.58%	0	24	47%	52	8	66%	36%	0%	0%	11	0	
201T1	T(24)	45	0	45	0%	0	2	-2	900	0	900	60	83	-23	-2.49%	0	20	62%	41	16	78%	49%	0%	2%	9	2	
201V2		62	0	62	0%	0	1	-1	1255	0	1255	89	112	-23	-1.80%	0	20	56%	51	4	77%	44%	2%	3%	11	4	
201V3	T(24)	60	1	61	0%	1	3	-2	1032	0	1032	112	154	-42	-3.91%	0	17	67%	33	9	36%	36%	0%	3%	12	1	
201V5	T(13)	66	0	66	0%	0	0	0	1230	0	1230	109	116	-7	-0.57%	0	19	56%	0	0	97%	38%	3%	5%	9	0	
201V6	T(24)	55	0	55	0%	0	0	0	1020	0	1020	66	100	-34	-3.23%	0	19	60%	0	0	96%	55%	0%	7%	9	0	GMT




District Health Assessment for Multiple District 201 through February 2025

		Clubs							Membership							Member Strength		Cancellation		Reports			Finance		Leadership		
District Name	Status/ Number of Months in Status *	Active Clubs	Clubs in Status Quo	Total Clubs	% Status Quo Clubs in Financial Suspension	New Clubs	Cancelled Clubs	YTD Net Club Gain/Loss	Current Members In Active Clubs	Current Members In Status Quo Clubs	Current Total Members Count	YTD Add	YTD Drop	YTD NetGrowth (includes Active and Status Quo)	YTD NetGrowth% (includes Active and Status Quo)	Member Count 12 Months Ago	Average Member Count Per Club	% of Clubs with less than 20 members	Average Cancelled Club Age	Members Lost Due to Cancelled Clubs	% of Clubs Reporting Service	% No MMR in 3 Months	% No Officer Report in 12 months	% of Clubs with balance 90+ days	Number of Zone Chairs Recorded	Number of Region Chairs Recorded	District Officers Vacancies **
201V14	T(24)	72	0	72	0%	0	0	0	1140	0	1140	59	66	-7	-0.61%	0	16	74%	0	0	63%	53%	1%	1%	10	0	GST
201WA		94	0	94	0%	0	0	0	1717	0	1717	114	118	-4	-0.23%	0	18	62%	0	0	67%	48%	3%	1%	18	8	
		1122	2	1124	0%	4	17	-13	21775	0	21775	1758	2021	-263	-1.19%	0	19	60%	39	44	72%	45%	2%	3%	235	20	



District Health Assessment for Multiple District 202 through February 2025

		Clubs							Membership							Member Strength		Cancellation		Reports			Finance	Leadership			
District Name	Status/ Number of Months in Status *	Active Clubs	Clubs in Status Quo	Total Clubs	% Status Quo Clubs in Financial Suspension	New Clubs	Cancelled Clubs	YTD Net Club Gain/ Loss	Current Members In Active Clubs	Current Members In Status Quo Clubs	Current Total Members Count	YTD Add	YTD Drop	YTD NetGrowth (includes Active and Status Quo)	YTD NetGrowth% (includes Active and Status Quo)	Member Count 12 Months Ago	Average Member Count Per Club	% of Clubs with less than 20 members	Average Cancelled Club Age	Members Lost Due to Cancelled Clubs	% of Clubs Reporting Service	% No MMR in 3 Months	% No Officer Report in 12 months	% of Clubs with balance 90+ days	Number of Zone Chairs Recorded	Number of Region Chairs Recorded	District Officers Vacancies **
202 D	T(24)	33	0	33	0%	0	0	0	973	0	973	60	54	6	0.62%	0	29	24%	0	0	55%	24%	0%	0%	8	0	2nd VDG
202 E	T(24)	40	0	40	0%	0	1	-1	1116	0	1116	109	92	17	1.55%	0	28	30%	36	0	65%	35%	5%	0%	0	0	GST
202 F	T(24)	39	0	39	0%	0	2	-2	1139	0	1139	47	55	-8	-0.70%	0	29	28%	47	0	72%	54%	0%	0%	7	1	
202 J	T(24)	33	0	33	0%	0	0	0	1152	0	1152	61	46	15	1.32%	0	35	15%	0	0	45%	42%	3%	0%	5	0	
202 K	T(24)	55	0	55	0%	0	2	-2	1054	0	1054	73	87	-14	-1.31%	0	19	51%	38	0	56%	56%	2%	2%	10	4	
202 L		51	0	51	0%	0	1	-1	1279	0	1279	81	98	-17	-1.31%	0	25	35%	62	15	61%	43%	0%	0%	9	2	
202 M	T(24)	35	0	35	0%	0	2	-2	837	0	837	47	51	-4	-0.48%	0	24	37%	61	0	60%	40%	0%	0%	9	0	
		286	0	286	0%	0	8	-8	7550	0	7550	478	483	-5	-0.07%	0	26	33%	49	15	59%	43%	1%	0%	48	7	



District Health Assessment for Multiple District 307 through February 2025

District Name	Status/ Number of Months in Status *	Clubs							Membership							Member Strength		Cancellation		Reports			Finance	Leadership			
		Active Clubs	Clubs in Status Quo	Total Clubs	% Status Quo Clubs in Financial Suspension	New Clubs	Cancelled Clubs	YTD Net Club Gain/Loss	Current Members In Active Clubs	Current Members In Status Quo Clubs	Current Total Members Count	YTD Add	YTD Drop	YTD NetGrowth (includes Active and Status Quo)	YTD NetGrowth% (includes Active and Status Quo)	Member Count 12 Months Ago	Average Member Count Per Club	% of Clubs with less than 20 members	Average Cancelled Club Age	Members Lost Due to Cancelled Clubs	% of Clubs Reporting Service	% No MMR in 3 Months	% No Officer Report in 12 months	% of Clubs with balance 90+ days	Number of Zone Chairs Recorded	Number of Region Chairs Recorded	District Officers Vacancies **
307 A1		121	0	121	0%	16	3	13	2817	0	2817	660	331	329	13.22%	0	23	44%	12	15	69%	47%	4%	25%	20	8	
307 A2		129	0	129	0%	8	4	4	4489	0	4489	665	535	130	2.98%	0	35	21%	4	67	85%	35%	0%	20%	28	0	
307B1		96	0	96	0%	7	2	5	2303	0	2303	418	297	121	5.55%	0	24	38%	8	28	85%	44%	0%	8%	16	5	
307B2		153	1	154	100%	25	3	22	4220	8	4228	795	589	206	5.12%	0	28	34%	4	32	62%	44%	6%	17%	27	6	
		499	1	500	100%	56	12	44	13829	8	13837	2538	1752	786	6.02%	0	28	34%	7	142	74%	42%	3%	18%	91	19	




District Health Assessment for Ident 5807 - TAHITI - UND through February 2025

Status/ District Name of Months in Status *		Clubs							Membership							Member Strength		Cancellation		Reports			Finance	Leadership			
		Active Clubs	Clubs in Status Quo	Total Clubs	% Status Quo Clubs in Financial Suspension	New Clubs	Cancelled Clubs	YTD Net Club Gain/ Loss	Current Members In Active Clubs	Current Members In Status Quo Clubs	Current Total Members Count	YTD Add	YTD Drop	YTD NetGrowth (includes Active and Status Quo)	YTD NetGrowth% (includes Active and Status Quo)	Member Count 12 Months Ago	Average Member Count Per Club	% of Clubs with less than 20 members	Average Cancelled Club Age	Members Lost Due to Cancelled Clubs	% of Clubs Reporting Service	% No MMR in 3 Months	% No Officer Report in 12 months	% of Clubs with balance 90+ days	Number of Zone Chairs Recorded	Number of Region Chairs Recorded	District Officers Vacancies **
Ident 5807 - TAHITI		1	0	1	0%	0	0	0	22	0	22	0	0	0	0.00%	0	22	0%	0	0	0%	0%	0%	0%	0	0	
		1	0	1	0%	0	0	0	22	0	22	0	0	0	0.00%	0	22	0%	0	0	0%	0%	0%	0%	0	0	



District Health Assessment for Ident 5895 - NEW CALEDONIA - UND through February 2025

		Clubs							Membership							Member Strength		Cancellation		Reports			Finance		Leadership		
District Name	Status/ Number of Months in Status *	Active Clubs	Clubs in Status Quo	Total Clubs	% Status Quo Clubs in Financial Suspension	New Clubs	Cancelled Clubs	YTD Net Club Gain/Loss	Current Members In Active Clubs	Current Members In Status Quo Clubs	Current Total Members Count	YTD		YTD NetGrowth (includes Active and Status Quo)	YTD NetGrowth% (includes Active and Status Quo)	Member Count 12 Months Ago	Average Member Count Per Club	% of Clubs with less than 20 members	Average Cancelled Club Age	Members Lost Due to Cancelled Clubs	% of Clubs Reporting Service	% No MMR in 3 Months	% No Officer Report in 12 months	% of Clubs with balance 90+ days	Number of Zone Chairs Recorded	Number of Region Chairs Recorded	District Officers Vacancies **
												YTD Add	YTD Drop														
Ident 5895 - NEW CALEDONIA		12	0	12	0%	1	0	1	194	0	194	33	18	15	8.38%	0	16	75%	0	0	75%	42%	0%	0%	0	0	
		12	0	12	0%	1	0	1	194	0	194	33	18	15	8.38%	0	16	75%	0	0	75%	42%	0%	0%	0	0	

* - District Status: P - Provisional, T - Transitional.
** - District Officers Vacancies: DG - District Governor, 1st VDG - First Vice District Governor, 2nd VDG - Second Vice District Governor.